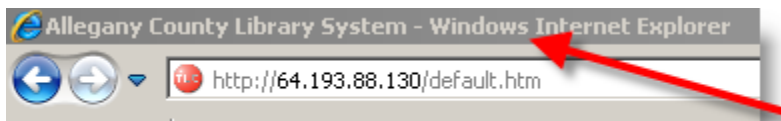


## Lesson 2, IE8 Title Bar, Hyperlinks, & Navigation

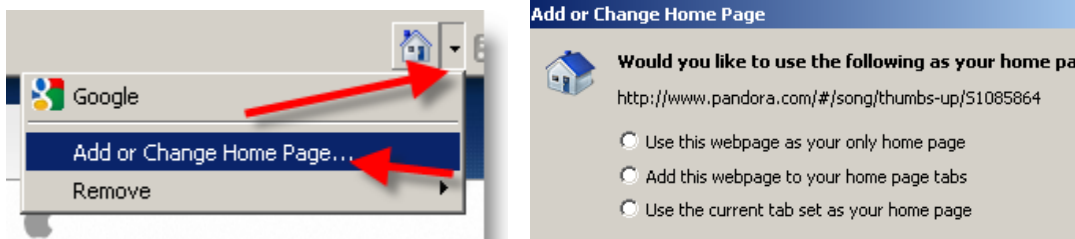


After downloading IE8, double-click the **Internet Explorer** icon, click in the address bar and type: [www.alleganycountylibrary.info](http://www.alleganycountylibrary.info)) and hit the **Enter** key on the keyboard. (The Internet Explorer or **IE** icon is the large blue “e” on the desktop or Quick Launch area. If not comfortable double-clicking the icon, you can single-click the “e” and hit **Enter** on the keyboard.) The new **smart address bar** feature of IE8 generates suggestions as you type and displays in the drop down list. IE8 searches your History, Favorites, and RSS Feeds to find matches and suggest options for completing the address automatically. You can directly enter an address when you know the exact URL as when we typed in the library URL.

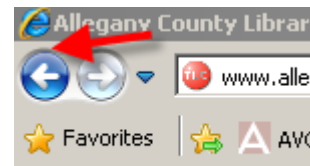
Notice the top of the screen displays a blue bar with the words Allegany County Library System on it. This is called the **title bar**.



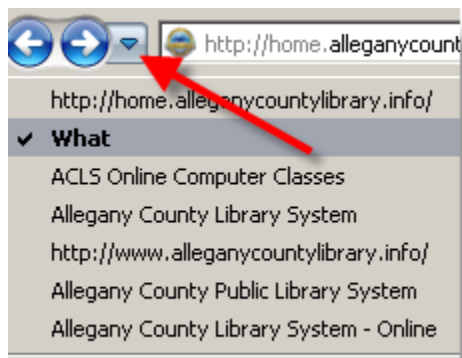
At the library, this site has been set as our **Home page**, the first page that comes up after hitting the IE icon. Your home page may be different as the Home page can be set to any website you wish to use. Click the down-pointing arrow next to the Home button and then click: **Add or Change Home Page**. Choose from the following choices and then click: **Yes** to save the changes. You can have more than one home page.



Let's pause here and talk about the page you see displayed below. When you view a page on the internet, the page is full of what are called **hyperlinks**. A **hyperlink**, or **link**, when clicked takes you to another page. Links can be words on a page or pictures. How do you know when something is a link to more information? Place your mouse over the words **Locations and Hours**. Do you see how your mouse turns from a white arrow to a pointing hand? Now, move your mouse over the picture of the yellow library card. See how it also changes to become a pointing finger. When you are on a page and place the mouse over a word or picture and you get the hand with the pointing finger, click once using the left mouse button. This will navigate you to that webpage.



The **back** button can take you back to the previous webpage. Notice how the **forward** button is not able to be used as it is not a bright blue like the back button. Both of these buttons can be used to navigate between web pages.



Clicking on the down-pointing arrow to the right of the forward button will give list of recent web pages. You can navigate to a recent web page by clicking on the URL or appropriate title.